

|| Shree Vaibhava Lakshmi Prasanna ||

SHREE VAIBHAVA LAKSHMI POOJA



Adi Lakshmi from Germany




Dhanya Lakshmi from Denmark




Dhairya Lakshmi from Africa



Gaja Lakshmi from China



Goddess Lakshmi in Bilva tree form



Santhana Lakshmi from Australia



Vijaya Lakshmi from America



Vidya Lakshmi from Middle East



Dhana Lakshmi from India

Instruction book prepared by Devika Venugopal and Gomathi Siva Sankaran

|| Shree Vaibhava Lakshmi Prasanna ||

SHREE VAIBHAVA LAKSHMI POOJA




Adi Lakshmi from Germany




Dhanya Lakshmi from Denmark



Dhairya Lakshmi from Africa



Gaja Lakshmi from China



Dancing Ganesha



Santhana Lakshmi from Australia



Vijaya Lakshmi from America



Vidya Lakshmi from Middle East



Dhana Lakshmi from India

This transliteration and instruction book is prepared by Devika Venugopal and Gomathi Siva Sankaran

Instructions for conducting the Sri Vaibhava Lakshmi Pooja

This is a transliteration of the instruction book that is currently available in Tamil, Telugu, Kannada, Sanskrit, and Marathi languages

Please read through the instructions as to the things needed first and ensure that you have them prior to each pooja session.

General Instructions:

- This pooja is generally conducted by women on Friday evenings. Men can also perform this pooja
- The pooja ceremony takes anywhere between 10 to 30 minutes depending upon how fastly or slowly one can read the verses. Speed shouldn't be the focus. If you are not familiar with these verses use the video recordings of the pooja from www.theglacstudio.dk uploads as a help. Press the pause button wherever you've been asked to perform some activity and continue
- This pooja is to be conducted for a minimum of 9 continuous weeks at around the time of sunset
- Ensure that your house or apartment or the place of pooja is clean. Cleanliness is godliness and it is always the first thumb rule to attracting abundance 😊
- The deities must be kept east facing. If you have a pooja room that is east facing that is great. However, in many cases, especially in apartments, it might be hard to allocate an exclusive room for such pooja. From practicality point of view, choose a side in a room that is east facing wherein you can peacefully conduct the pooja. One important thing to note before deciding the location is that you will be keeping oil lamps and lighting camphor, incense sticks and such. Therefore, ensure that you do not have any inflammable item nearby and the things are away from the reach of toddlers 😊
- If the woman conducting the pooja is having her menstrual cycle, this pooja should not be conducted. Hence, she may skip a week and continue to perform this pooja
- Can men do this pooja? The whole point of such a pooja is to celebrate empowered women in the form of Goddess Lakshmi. Wherever women are celebrated and treated equally there is sure to be abundance. Keeping that in mind, men are welcome to support women and participate in this pooja
- Welcoming at least one guest to each pooja ceremony is a part of this ritual. As a host you may decide on how many people you would like to invite. The whole point of this invitation is that you are wishing well for so many people as you can. One attracts abundance when one wants all good to happen to all living beings 😊
- Gifting the guests in one of sections in the pooja. Such a gift need not be costly. Try thinking of something basic that your guest will appreciate and will put to good use 😊 Through the gift you could be building good habits in people, which again is an opportunity to attract abundance 😊
- Note: the verses or shlokas are written in black color and instructions as to what you need to do are highlighted in **red coloured** scripts in this book
- Disposing off things after pooja – the things can be removed from the pooja ceremony place/space later in the evening or the next day morning. The key logic to disposal should be finding ways to reuse:
 - All water used during the pooja can be used to water the plants in the home
 - Rice can be mixed in the food prepared for the day
 - Fruits, coconuts, and coconut water could be made into sweets to share with family and friends
 - Goddess images, red cloth, lamps, kalash, pooja bell and such items can be stored in a clean and safe place
- All rules aside, and all instructions aside, you are motivated to perform this pooja because you are looking forward to a positive change in your life 😊 So, let that be the red thread running through in your mind. It doesn't matter you know every word or pronounce it perfectly or not, the core is your positive intent – you visualize that you are receiving all the goodness already, so it manifests in your life soon 😊 May God bless you 😊

Things needed:

Images or idols of deities – Goddess Lakshmi and Ganesha

Shree Vaibhava Lakshmi Maha Yantra – if you do not have access to buying a Yantra made of copper or brass, you are welcome to download and print off a copy from www.theglacstudio.dk website

1-meter red coloured cloth

Keep deities and yantra east facing – Lakshmi & Ganesha on top of a red cloth

1 kalash – it is a metal pot with a large base and a small mouth to hold a full coconut on top. It is preferable to get a copper kalash because copper can help spreading the positive energy across the room or house. Ensure that this kalash is used only for any such pooja or prayer ceremony and not for any other household purposes. If it is not possible to get a kalash, keep some gold/silver jewellery or coins in a bowl for the prayer

Keep 1 liter of water handy for pouring into the kalash during the pooja and using for other pooja purposes

At least 1 lamp to keep in front of Lakshmi

5 small mud lamps with threads or arathi plates with 5 diya partition

Some oil for lighting the lamps. Mustard oil works well with such mud lamps. You can also use clarified butter (ghee), sesame oil or coconut oil

2 – coconuts, a hammer and bowl to break the coconut in front of the deity

1 – jaggary piece or 1 – sweet (preferably homemade prior to the pooja)

Turmeric powder

Kumkum powder - Kumkum is a powder used for social and religious markings in India. It is made from turmeric or any other local materials. The turmeric is dried and powdered with a bit of slaked lime, which turns the rich yellow powder into a red color

Sandal powder

A couple of spoons of clarified butter or ghee

Some fruits

Some flowers

Vetrillai or betel leaves 2 or 5

Coins for putting inside the kalash with water and a small plate full of coins or some jewelry – Kumkum, turmeric, askshtha and 1 flower

Copy of the Vaibhava Lakshmi book (preferably print off the language version that your guests will read)

Coins or gifts to give guests along with Taamboolam. Taamboolam is the plate in which you keep the gifts and hand over to the guests as the last part of the pooja ceremony. Gifts can be as simple as glass bangles, bindi, Kumkum or Diyas (mud lamps) or even a fruit

1 – ganta or pooja bell

1 – Udharanai pathiram or pancha pathiram (i.e.) copper/brass tumbler/ any unused glass with spoon for the holy water

Plate with akshatha. Akshatha is a mixture of a handful of raw rice, with a pinch of turmeric, Kumkum and a little clarified butter or ghee

Karpooram or camphor

|| Shree Vaibhava Lakshmi Prasanna ||

Shri vaibhava laksmi prarthana shloka

|| Shri vaibhava lakshmai namaha||

Ya rakthambhujaa vaasini vilasini chandanshu tejasvini |

Aa raktha rudhiraambaraa harisakhi ya shree manohladhinee ||

Ya rathnaakara manthanaath pragatitha vishnoscha ya gehinee |

Samaam pathu manoramaa bhagavathi lakshmeescha padmalayaa ||

Shri vaibhava laksmi pooja rules

Shri vaibhava Lakshmi devthaabhyo namaha

Lakshmi narayanaabhyaam namaha

Shri Ganeshaya namaha

Shri Gurubhyo namaha

Aacharya (take two spoons of water from the udharanai and drink. While drinking say “keshavaya swaha, narayanaya swaha, madhavaya swaha)

Shri hari naama smaranaa

Shri govindaya namaha

Shri Vishnavae namaha

Shri Madhusudhanaya namaha

Shri Trivikramaaya namaha

Shri Vaamanaaya namaha

Shri Shridharaaya namaha

Shri rishikshaaya namaha

Shri padmanabhaaya namaha

Shri damodaraaya namaha

Shri sankarshanaaya namaha

Shri vaasudevaya namaha

Shri pradhumaaya namaha

Shri anirudhaaya namaha

Shri purushothamaaya namaha

Shri adhokshajaaya namaha

Shri naarasimhaaya namaha

Shri achuthaaya namaha

Shri janaardhanaaya namaha

Shri upendraaya namaha

Shri harayee namaha

Shri krishnaaya namaha

 **take akshatha and while putting it on the Goddess say...**

Shri ishtadaivathaabhyo namaha

Shri kuladaivathaabhyo namaha

Saveebhyo devathaabhyo namaha

 **take akshatha and while putting it on the Goddess say...**

Sarvathra shaanthirasthu avignamasthu thushti rasthu Pushti rasthu shivam shivam shivam

 **take ganta (prayer bell) and while playing it on the Goddess say...**

Aghamarthaanthu devaanaam gamanaarthaanthu rakshasaam kuru ghantaaravam thathra devathahwana laanchanam

 **take akshatha & flowers and while putting it on the Goddess say...**

Namasthesthu mahamaaye

Shri peete sura poojithe

Shanka chakra gadha haste

Mahalakshmi namoosthute

Sankalpa / archana

Shubhe shobhane muhoorthaha aadhiya brahmanaha dwithiya pararthe shri Shwetha varaha kalpe vaivasvatha manvanthare - kaliyuge Prathama paadhe airoopa(Europe) (bharatha) kande

Jambhoodweepa dhandakaaranye godavariya dhakshinaatheere shalivahana shakee bhothaavathaare shri rama kshethre asmin vathamaane naama samvatsare aayane ruthou maase pakshe thethou shukravaasare nakshathra yevaam guna vishishta yaam Shubhathithou maamaa **(remember your name, gothra, nakshathra(birth star), you may remind yourself of all the names of your family, friends, dear ones together with their birth stars)** samaastha sowbhagya sampada bhi vrudhiyardham shri manmaha vaibhava Lakshmi devatha preethiyartham dhyana vaahanaadhi shodashopachaara poojaam yatha shakthi karishyee

Flower and akshatha on the plate

Adhaav nivignathartham shri manmaha Ganapathi pooja

Ganapathi prayer/ Manmaha Ganapathi Pooja

Vakra thunda mahakaaya surya koti sama Prabha

Nirvignam Kurume deva sarvakareshu sarvadhah

Shree Manmaha Ganapathaye namaha

Shodosha pochora poojaam samarpayaame

Kalasha pooja

Pour water into the kalash almost close to its mouth, then put some coins inside, a pinch of turmeric and Kumkum, some flower petals

Closing the mouth of the kalash with right hand say...

Gangecha yamunechaiva Godavari Saraswathi narmade sindhu kaaveri jalesmin sannidhim kurum

Kalasha daivathaabhyo namaha

These are names of rivers in India that we had just prayed to when we closed the kalash with our hand. You are welcome include the names of the rivers in your country while saying this part of the prayer

Now keep vetrilai or betel leaves (5) and coconut on top of the kalash if possible and flower on top

Keep a bowl with gold or silver ornaments or coins in front of the Lakshmi photo...

Shri vaibhava Lakshmi devathaabhyo namaha

DHYAANAM

🙏 take akshatha & flowers and while putting it on the Goddess say...

|| Shri vaibhava lakshmai namaha||

Ya rakthambhujaa vaasini vilasini chandanshu tejasvini |

Aa raktha rudhiraambaraa harisakhi ya shree manohladhinee ||

Ya rathnaakara manthanaath pragatitha vishnoscha ya gehinee |

Samaam pathu manoramaa bhagavathi lakshmeescha padmalayaa ||

🙏 take akshatha & flowers and while putting it on the Goddess say...

Shri vaibhava Lakshmi devathaabhyo namaha

Aavaahayaamyi aasanam samarpayaami

Paadam samarpayaami

Aachamanam arghyaam samarpayaami

Sprinkle water with flowers to all the pooja things

Take sandal powder and while keeping it say....

Gandha dhvaaraam dhuraadharshaam Nithya pushpaam kareeshineem eshwari sarva bhoothanaam thaami tho pahwayeh shriyaaam

Take incense sticks and while rotating it clockwise in front of the Goddess say...

Vanaspathi rasoodhbootho gandhaadyoo dhupaa utthamaha aangreyaha sarvadevaanaam dhupooyam prathi gruhyathaam dhupaam aagraapayaami

Take deepam or lighted lamp and while rotating it clockwise in front of the Goddess say...

Sarva mangala maangalye shivye sarvaartha saadhike sharanyee triyambake gowri naaraayani namoosthutte

|| Shree Vaibhava Lakshmi Prasanna ||

Shri vaibhava Lakshmi namaha

Deepam darshayaami

Take 5 cotton threads for the 5 mud lamps and while lighting it and rotating clockwise in front of the Goddess say...

Sarva mangala maangalye shivye sarvaartha saadhike sharanyee triyambake gowri naaraayani namoosthutha

Shri vaibhava Lakshmi namaha

Take camphor/karpooram for aarathi, light it and while rotating it clockwise in front of the Goddess say...

Sarva mangala maangalye shivye sarvaartha saadhike sharanyee triyambake gowri naaraayani namoosthutha

Shri vaibhava Lakshmi namaha

Shri vaibhava Lakshmi song – you can sing any song that you know or choose to say the following...

This is a Devi Ashtakam or Maha Lakshmi Stotram.

Link to playing this song: <https://www.youtube.com/watch?v=8vOtXWFq7jE>

Namasthesthu Mahamaye

Shree Peete Sura Poojite

Shanka Chakra Gadha Haste

Maha Lakshmi Namooosthutha || 1 ||

Namasthesthu Garudarude

Kolasura Bhayankari

Sarva Paapa Hare Devi

Maha Lakshmi Namooosthutha || 2 ||

Sarvajne Sarva Varade

Sarva Dushta Bhayankari

Sarva Paapa Hare Devi

Maha Lakshmi Namooosthutha || 3 ||

Siddhi Buddhi Prade Devi

Bhukthi Mukthi Pradayini

Mantra Moorthe Sada Devi

Maha Lakshmi Namooosthutha || 4 ||

Adyantha Rahithe Devi

Adi Shakthi Maheshwari

Yogaje Yoga Sambhutha

Maha Lakshmi Namooosthutha || 5 ||

Sthula Sukshme Maha Raudre

Maha Shakthi Mahodari

Maha Paapa Hare Devi

Maha Lakshmi Namooosthutha || 6 ||

Padmasana Sthithe Devi

Parabrahma Swaroopini

Parameshi Jagan Matha
Maha Lakshmi Namooothuthe || 7 ||

Shwetambara Dhare Devi
Nanaalankara Shobhithe
Jagasthithe Jaganmatha
Maha Lakshmi Namooothuthe || 8 ||

Maha Lakshmyashtakam Stotram
Yah Patheth Bhakti Man Naraha
Sarva Siddhi Mavapnothi
Rajyam Prapnoti Sarvada || 9 ||

Eka Kalam Patennithyam
Maha Paapa Vinashanam
Dwikalam Yah Patennithyam
Dhana Dhanya Samanvitham || 10 ||

Trikalam Yah Patennithyam
Maha Shatru Vinashanam
Maha Lakshmi Bhavennitjyam
Prasanna Varada Shubhah || 11 ||

Pray for whatever you want and keep naivedya. Naivedya is the sweet that you made for this prayer. If you haven't made any sweet, then you may keep some jaggery or fruits or milk with sugar

Padmapriye Padmini padmahasthe padmaalayee padmadhalaa yathaakshi padmodhbhave padma saananeethrye
thwathwaa dha padmam mayee sannidhahswa shri vaibhava Lakshmi devathaabhyo namaha

Maha naivedhyaam samarpayaami pushpaam samarpayaami

Lakshmi ashtothara – take from google (108 names of Lakshmi)

1. Om Prakruthyai Namaha
2. Om Vikruthyai Namaha
3. Om Vidyayai Namaha
4. Om Sarva bhutha hita pradayai Namaha
5. Om Sraddhayai Namaha
6. Om Vibhuthyai Namaha
7. Om Surabhyai Namaha
8. Om Paramatmikayai Namaha
9. Om Vaache Namaha
10. Om Padmalayayai Namaha
11. Om Padmayai Namaha
12. Om Suchyai Namaha
13. Om Swahayai Namaha
14. Om Swadhayai Namaha
15. Om Sudhayai Namaha
16. Om Dhanyayai Namaha
17. Om Hiranmayai Namaha
18. Om Lakshmyai Namaha
19. Om Nithya-pushtayai Namaha
20. Om Vibhavaryai Namaha

21. Om Adityai Namaha
22. Om Dityai Namaha
23. Om Deeptayai Namaha
24. Om Vasudhayai Namaha
25. Om Vasudharinyai Namaha
26. Om Kamalayai Namaha
27. Om Kanthayai Namaha
28. Om Kamakshyai Namaha
29. Om Krodhasambhavayai Namaha
30. Om Anugraha pradayai Namaha
31. Om Buddhaye Namaha
32. Om Anaghayai Namaha
33. Om Hari vallabhayai Namaha
34. Om Asokayai Namaha
35. Om Amruthayai Namaha
36. Om Deeptayai Namaha
37. Om Lokasoka vinasinyai Namaha
38. Om Dharma nilayayai Namaha
39. Om Karunayai Namaha
40. Om Loka matre Namaha
41. Om Padma priyayai Namaha
42. Om Padma hastayai Namaha
43. Om Padmaakshyai Namaha
44. Om Padma sundaryai Namaha
45. Om Padmoodbhavayai Namaha
46. Om Padma mukhyai Namaha
47. Om Padmanabha priyayai Namaha
48. Om Ramaayai Namaha
49. Om Padmamala dharayai Namaha
50. Om Devyai Namaha
51. Om Padminyai Namaha
52. Om Padma gandhinyai Namaha
53. Om Punya gandhayai Namaha
54. Om Suprasannayai Namaha
55. Om Prasadabhimukhyai Namaha
56. Om Prabhayai Namaha
57. Om Chandra vadanayai Namaha
58. Om Chandrayai Namaha
59. Om Chandra sahodaryai Namaha
60. Om Chatur bhujayai Namaha
61. Om Chandra roopayai Namaha
62. Om Indirayai Namaha
63. Om Indu seethalayai Namaha
64. Om Aahlada jananyai Namaha
65. Om Pushtyai Namaha
66. Om Shivaayai Namaha
67. Om Shivakaryai Namaha
68. Om Satyai Namaha
69. Om Vimalayai Namaha
70. Om Viswa jananyai Namaha
71. Om Pushtyai Namaha
72. Om Daridya nasinyai Namaha

73. Om Preethi pushkarinyai Namaha
74. Om Santhayai Namaha
75. Om Sukla-maalya(a)mbhara dharayai Namaha
76. Om Sriyayai Namaha
77. Om Bhaskaryai Namaha
78. Om Bilva nilayayai Namaha
79. Om Varaarohayai Namaha
80. Om Yashaswinyai Namaha
81. Om Vasundharayai Namaha
82. Om Udarangayai Namaha
83. Om Harinyai Namaha
84. Om Hema malinyai Namaha
85. Om Dhanadhanya kariyai Namaha
86. Om Siddhyai Namaha
87. Om Straina Sowmyayai Namaha
88. Om Subhapradayai Namaha
89. Om Nrupavesmagata nandayai Namaha
90. Om Varalakshmyai Namaha
91. Om Vasupradayai Namaha
92. Om Subhayai Namaha
93. Om Hiranya prakarayai Namaha
94. Om Samudra tanayayai Namaha
95. Om Jayayai Namaha
96. Om Mangala devyai Namaha
97. Om Vishnu vakshasthala sthithayai Namaha
98. Om Vishnu patnye Namaha
99. Om Prasannakshyai Namaha
100. Om Narayana samasrithayai Namaha
101. Om Daaridya dwamsinyai Namaha
102. Om Devyai Namaha
103. Om Sarvopadrava Varinyai Namaha
104. Om Navadurgayai Namaha
105. Om Maha Kalyai Namaha
106. Om Brahma Vishnu Shivaatmikaya Namaha
107. Om Trikalagnana sampannayai Namaha
108. Om Bhuvaneshwaryai Namaha

Ithee Lakshmi ashtotra shathaamaavali sampoornam.

Break the other coconut in front of the Goddess, pouring the coconut water carefully into a bowl, break the coconut into two halves. Then offer the coconut to the Goddess keeping it in front of her.

Maha mangala aarathi

Hiranya varnam harineem Suvarna rajatha srajaam chandraam hiranmayeem lakshmeem jaatha vedhoo ma aavaha shri vaibhava Lakshmi devathaabhyoo namaha

Maha neeraajanam samarpayaami **(do aarathi – lighting camphor on a plate and rotating the same clockwise in front of the Goddess)**

Punaha poojaam samarpayaami **(do aarathi – lighting camphor on a plate and rotating the same clockwise in front of the Goddess)**

Achamaneeyam paadhyam arghyam samarpayaami **(offer akshtaha and flowers to goddess)**

Poorna phalam samarpayaami

Devi deehi varam deehi devi devi param sukam dhanam dheehi yashodheehi maartha Lakshmi namosthute (**break coconut**)

Prathakshina namaskaram

(Stand up and revolve 5 or 9 times and say the following sthothram)

Devaalaya Pradakshina Sthothram

yaanikaanicha paapaani janmaanthara kruthanicha
thaavithaani pranashyanthi pradakshina pade pade
paapoham paapakarmaaham paapaathmaa paapasambhavam
thraahimaam krupayaa deva sharanaagatha-vathsala
anyadha sharanam naasthi thvameva sharanam mama
thasmaathkaarunabhaavena raksha rakha maheshvara (or janardhana, or say any deity name)
anayaa yathaa shakthi poojaneena shri vaibhava Lakshmi sahitha shriman naraayaana prasaadha sidhi rasthu

For the guests – give taamboolam: with the gifts and copy of the book, turmeric, and kumkum

While giving say....

Dhaanakramam

Devi deehi param gnanam devi deehi param sukam danam deehi yashodeehi praseedha shri hari priye
Devi deehi dhanam deehi devi deehi yashomamaa keerthim deehi jayam deehi maha lakshmi hari priye

Shri siddhi lakshmi stotram

Shri devi prathma proktha dwitheeya amrithoodhbhava thrutheeya kamlaa devi chathurthi lokasundari panchami
vishnu pathni cha shashti cha bhuvanathrayaa saphameethu varaaroha ashtami deva devika saarangapaani navami
dashami harivallabha yekadhashi mahalakshmeem dwadhashi lokapoojitha idham mandraathmakam stotram ya
pateeth sucheenaraha thasya savaani karyaani siddhamthyeva na samshayaaha alakshmeem nashyathe thasya
lakshmiwaan puthramaan bhaveth shathraagni jora bhoothyaadhihe na bhaveth cha kadhaachana eshwarena krutham
stotram prajaanaam hetha kaamyayaa idham dhaaridraya sankashta naasham shubha dhaayakam ithi brammaanda
puraane eshwara vishno samvaadhe shri siddhi lakshmi stotram sampoornam.

Note from the preparers of this book

As the preparers of this transliteration and instruction book both Devika and Gomathi have gone through a journey of self-discovery. We were re-introduced to our own culture and amazed by how universal this approach could be. God willing, we became the preparers of this English version. We would like to thank the preparers of the Kannada, Tamil, Telugu and Marathi versions of this book and also the YouTubers that have tried to create video instructions. There's another English version of the pooja book already available on the internet, which centrally focuses on real-life histories of people who have benefited from this pooja. We will definitely encourage you to read those histories as a part of the pooja, so you feel inspired and motivated. Both of us are still in the learning process and hence we are open to your constructive feedback on how we can further improve this book. Please feel free to reach out to us via email support@theglacstudio.dk

Let's attract abundance together! May God bless you all!!! Thank you!!!